




Grade 3

ILLINOIS ENGLISH LANGUAGE ARTS LITERACY IAR Practice

Updated for 2021-22



2 IAR Practice Tests
10 Question Types

COVERS 40+ SKILLS

Important Instruction

Students, Parents, and Teachers can use the URL or QR code provided below to access two full-length Lumos IAR practice tests. Please note that these assessments are provided in the Online format only.

URL

Visit the URL below and place the book access code

<http://www.lumoslearning.com/a/tedbooks>

Access Code: XXXX-XXX-XXXX

**This is a sample copy and not the full
version of the workbook**

INTRODUCTION

This book is specifically designed to improve student achievement on the Smarter Balanced Assessment Consortium (IAR) Test. With over a decade of expertise in developing practice resources for standardized tests, Lumos Learning has designed the most efficient methodology to help students succeed on the state assessments (See Figure 1).

Lumos Smart Test Practice provides students IAR assessment rehearsal along with an efficient pathway to overcome any standards proficiency gaps. Students perform at their best on standardized tests when they feel comfortable with the test content as well as the test format. Lumos online practice tests are meticulously designed to mirror the IAR assessment. It adheres to the guidelines provided by the IAR for the number of questions, standards, difficulty level, sessions, question types, and duration.

The process starts with students taking the online diagnostic assessment. This online diagnostic test will help assess students' proficiency levels in various standards.

After completion of the diagnostic assessment, students can take note of standards where they are not proficient. This step will help parents and educators in developing a targeted remedial study plan based on a student's proficiency gaps.

Once the targeted remedial study plan is in place, students can start practicing the lessons in this workbook that are focused on specific standards.

After the student completes the targeted remedial practice, the student should attempt the second on-line IAR practice test. Record the proficiency levels in the second practice test to measure the student progress and identify any additional learning gaps. Further targeted practice can be planned to help students gain comprehensive skills mastery needed to ensure success on the state assessment.

Lumos Smart Test Prep Methodology

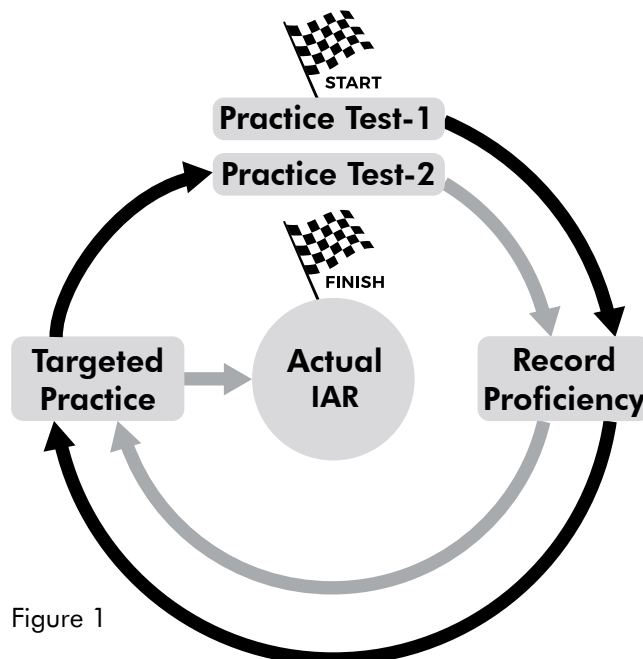


Figure 1

Table of Contents



Introduction	1
Chapter 1 Lumos Smart Test Prep Methodology	6
Chapter 2 Reading: Literature	10
Lesson 1 RL.3.1 The Question Session	11
Lesson 2 RL.3.2 Tell Me Again	22
Lesson 3 RL.3.2 Caring Characters & Life Lessons	39
Lesson 4 RL.3.3 Calling All Characters	48
Lesson 5 RL.3.3 A Chain of Events	63
Lesson 6 RL.3.4 Figurative Language Expressions	79
Lesson 7 RL.3.5 Parts of a Whole	88
Lesson 8 RL.3.6 Who's Talking Now?	104
Lesson 9 RL.3.7 I Can See It Now	118
Lesson 10 RL.3.9 Alike and Different	127
Lesson 11 RL.3.9 Setting the Scene	139
Answer Key & Detailed Explanations	145
Chapter 3 Reading: Informational Text	168
Lesson 1 RI.3.1 Explicitly Comprehension	169
Lesson 2 RI.3.2 The Main Idea Arena	177
Lesson 3 RI.3.3 Cause and Effect	189
Lesson 4 RI.3.4 Educational Expressions	197
Lesson 5 RI.3.5 Special Text Parts	205
Lesson 6 RI.3.6 What Did You Already Know?	212
Lesson 7 RI.3.7 Informational Illustrations	221
Lesson 8 RI.3.8 Connect the Dots	228
Lesson 9 RI.3.9 Compare and Contrast Important Points and Key Details	236
Answer Key & Detailed Explanations	245

Chapter 4	Language	258
Lesson 1	L.3.1.A	People, Places, and Things	259
Lesson 2	L.3.1.A	Replace Those Nouns	262
Lesson 3	L.3.1.B	Regular & Irregular Plural Nouns	266
Lesson 4	L.3.1.C	Awesome Abstract Nouns	269
Lesson 5	L.3.1.D	Show Me the Action	273
Lesson 6	L.3.1.E	Simply Simple Verb Tenses	277
Lesson 7	L.3.1.F	Make It Make Sense	281
Lesson 8	L.3.1.G	Tell Me More	284
Lesson 9	L.3.1.H	Subordinating and Coordinating Conjunctions	288
Lesson 10	L.3.1.I	Mix Up Those Sentences	292
Lesson 11	L.3.2.A	Capitalization Dedication	296
Lesson 12	L.3.2.B	Punctuation Education	299
Lesson 13	L.3.2.C	The Comma and Quotation Dilemma	302
Lesson 14	L.3.2.D	Impressive Possessives	306
Lesson 15	L.3.2.E	Compelling Spelling	310
Lesson 16	L.3.2.F	Syllable Patterns	313
Lesson 17	L.3.2.G	What's Your Reference Preference	317
Lesson 18	L.3.3.A	Connect the Word for Effect	322
Lesson 19	L.3.3.B	Differences in Spoken and Written Language	327
Lesson 20	L.3.4	Same Name, Different Game	330
Lesson 21	L.3.4.A	Context Clue Crew	334
Lesson 22	L.3.4.B	The Root & Affix Institute	338
Lesson 23	L.3.4.D	Referring to References	342
Lesson 24	L.3.5.A	Making Words Work	348
Lesson 25	L.3.5.B	Shades of Word Meanings	351
Lesson 26	L.3.5.C	Connecting Related Words	355
Lesson 27	L.3.6	Vocabulary Acquisition	358
		Answer Key & Detailed Explanations	361

Additional Information	392
IAR FAQ	392
What if I buy more than one Lumos Study Program?	395
Lumos StepUp® Mobile App FAQ for Students	396
Lumos StepUp® Mobile App FAQ for Parents and Teachers	397
Progress Chart	398

Chapter 1

Lumos Smart Test Prep Methodology

Step 1: Access Online IAR Practice Test

Use the URL and access code provided below or scan the QR code to access the first IAR practice test to get started. The online IAR practice test mirrors the actual Smarter Balanced assessments in number of questions, item types, test duration, test tools and more.

After completing the test, your student will receive immediate feedback with detailed reports on standards mastery. With this report, use the next section of the book to design a practice plan for your student.

URL

Visit the URL below and place the book access code

<http://www.lumoslearning.com/a/tedbooks>

Access Code: XXXXXXXX-XXXX

Step 2: Review the Personalized Study Plan Online


After student complete the online Practice Test 1, student can access their individualized study plan from the table of contents (Figure 2).

Parents and Teachers can also review the study plan through their Lumos account.

Lumos StepUp IAR Online Practice and Assessments Grade 3 ELA							
HOMEWORK							
Lesson Name		Total			Student		
		Questions	Total Points	Incorrect	Score	% Score	Pending
PT1	Practice Test I						
	CAT I	4	4	3	1	25%	0
	PT I	4	4	3	1	25%	

Study Plan

BACK COURSE
Lumos Smart Test Practice: Personalized Study Plan for Sam



Updated for 2021-22
2 IAR Practice Tests
10 Question Types
COVERS 40+ SKILLS


Lumos StepUp - IAR Online Practice and Assessments - Grade 3 ELA

Based on your performance in the online Practice Test 1, we recommend the following additional practice. Please use the related lessons in the Grade 3 IAR ELA practice book you purchased.

Upgrade to Full Program

50

90




EXPORT AS EXCEL

Lesson Name	Standard Info	<input type="checkbox"/> Targeted practice status	Percentage Score
Reading Literature			
The Question Session	RL.3.1	<input type="checkbox"/>	0% ●
Tell Me Again	RL.3.2	<input type="checkbox"/>	0% ●
Caring Characters & Life Lessons	RL.3.2	<input type="checkbox"/>	0% ●

Step 3: Complete Targeted Practice

Using the information provided in the study plan report, complete the targeted practice using the appropriate lessons to overcome proficiency gaps. With lesson names included in the study plan, find the appropriate topics in this workbook and answer the questions provided. Students can refer to the answer key and detailed answers provided for each lesson to gain further understanding of the learning objective. Marking the completed lessons in the study plan after each practice session is recommended. (See Figure 3)

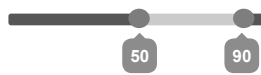
BACK COURSE
Lumos Smart Test Practice: Personalized Study Plan for Sam




Lumos StepUp - IAR Online Practice and Assessments - Grade 3 ELA

Based on your performance in the online Practice Test 1, we recommend the following additional practice. Please use the related lessons in the Grade 3 IAR ELA practice book you purchased.

Upgrade to Full Program




 EXPORT AS EXCEL

Lesson Name	Standard Info	<input type="checkbox"/> Targeted practice status	Percentage Score
Reading Literature			
The Question Session	RL.3.1	<input checked="" type="checkbox"/>	0%
Tell Me Again	RL.3.2	<input checked="" type="checkbox"/>	0%
Caring Characters & Life Lessons	RL.3.2	<input type="checkbox"/>	0%

Figure 3

Step 4: Access the Practice Test 2 Online

After completing the targeted practice in this workbook, students should attempt the second IAR practice test online. Using the student login name and password, login to the Lumos website to complete the second practice test.

Step 5: Repeat Targeted Practice

Repeat the targeted practice as per Step 3 using the second study plan report for Practice test 2 after completion of the second IAR rehearsal.

Visit <http://www.lumoslearning.com/a/lstp> for more information on Lumos Smart Test Prep Methodology or Scan the QR Code



Name: _____

Date: _____

Chapter 2 - Reading: Literature

The objective of the Reading Literature standards is to ensure that the student is able to read and comprehend literature (which includes stories, drama and poetry) related to Grade 3.

To help students master the necessary skills, information to help the student understand the concepts related to the standard is given. Along with this, we encourage the student to go through the resources available online on EdSearch to gain an in depth understanding of these concepts. The EdSearch page for each lesson can be accessed with the help of the URL or the QR code provided.

A small map is provided after each passage or text in which the student can enter the details as understood from the literary text. Doing this will help the student to refer to key points that help in answering the questions with ease.

Name: _____

Date: _____



Chapter 2

Lesson 1: The Question Session

In order to be able to answer questions from any story, it would be good to understand the various elements of the story. This will help you look for the answers in the story with ease.

*To answer questions, we need to know **Who, What, Where, When, and Why**. The elements of a story help you to answer these questions.*

The Elements (Parts) Of a Story

1. Plot: **What**

The plot is the main story of a literary work. There can be more than one plot in a story, and there can be one or more secondary (less important) plots (also called subplots).

2. Character(s): **Who**

The actions and thoughts and emotions of the main (major) character(s) have the most influence, are the most important, to the plot. There may be other less important characters (known as minor or secondary characters) in the story, but they will have less influence on the plot.

3. Setting(s): **Where and When**

The setting(s) for a story are the location(s) and/or time period(s) at or in which the story takes place. There can be more than one setting and more than one time period in the same story.

4. Supporting details: **Why**

The answer to “Why” is given as supporting details to the main plot or theme of the story in the text or passage.



Name: _____

Date: _____

You can scan the QR code given below or use the URL to access additional EdSearch resources including videos and mobile apps related to *Supporting Statements*.


Filters

About 117 results (0.239 seconds)

Category Filters

- Questions (80)
- Worksheet (7)
- Videos (2)
- Apps (21)

Planet Lettra Spelling & Phonics Practice & Play



Resource: Apps

Bumping bubbles magically build words or invent your own to feed the silly creatures on Planet Lettra. Kids love this app for experimenting with word building and hearing what they've made. ***



The Question Session

URL

QR Code

<http://www.lumoslearning.com/a/rl31>



Name: _____

Date: _____



Margaret was a simple lady who lived in a village with her husband, Robert. They had a daughter named Amy. Every day at sunrise, Margaret would wake up, cook, clean, and feed the cattle. Robert would milk the cows and then take the dogs for a long walk. Amy would study, help her mother for some time, and then get ready for school.

Amy studied in a school that was far away from her house, but she loved going to school. She went with her friends, Ingrid and Rebecca. They would walk together chatting, laughing, and singing songs as they went. They had to cross a river on the way. The only way they could cross it was by walking on a narrow bridge.

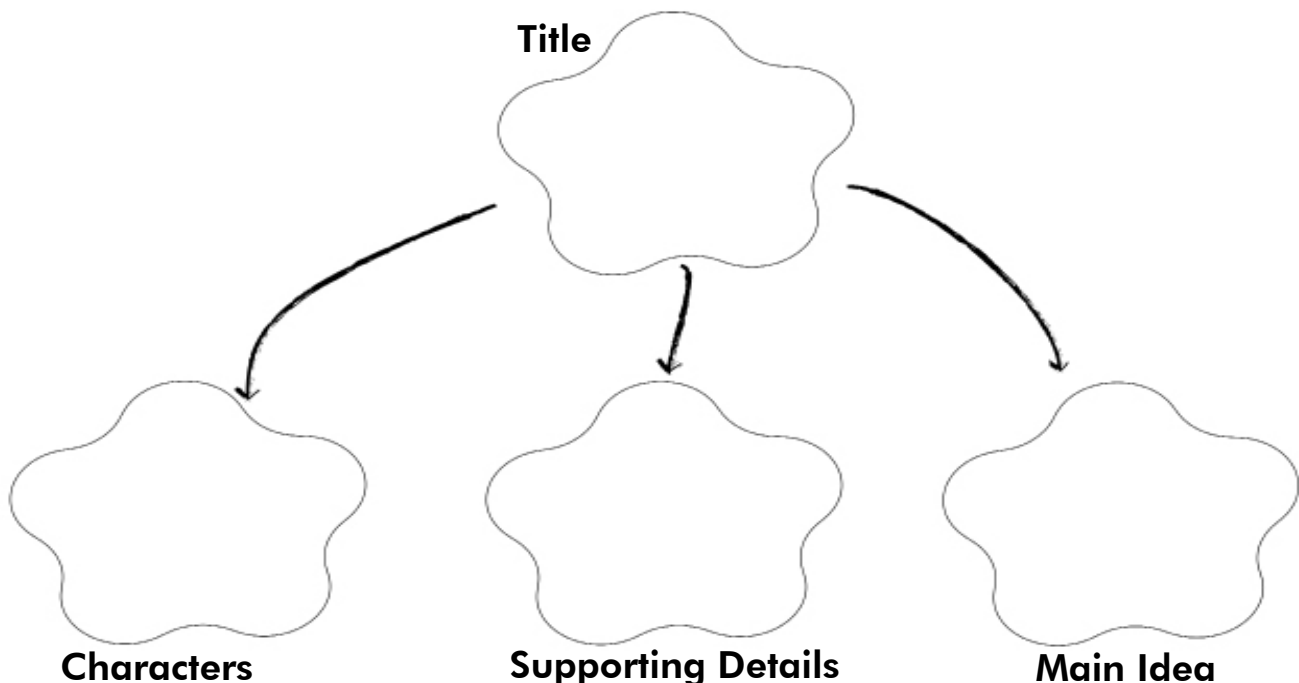
One day Margaret, Robert, Amy, and her friends were walking on the narrow bridge one behind the other. Amy and her friends were off to school, as usual, Margaret and Robert wanted to go to the market on the other side of the river to buy groceries for the house.

As they were crossing the narrow bridge, Rebecca slipped. She gave a frightened scream, clutching Ingrid, who was in front of her. Both of them lost their balance and fell into the river. Amy clutched her mother in fright. For a moment, she hesitated and then threw herself into the river after her friends, determined to save them.

Margaret screamed, and Robert jumped into the river. Some passers-by also jumped into the river and rescued the children, who were dripping wet, and shivering with fright.

That night Robert patted his daughter Amy and said, "You are a brave girl Amy, I'm proud of you."

After reading the story, enter the details in the map below. This will help you to answer the questions with ease.





Name: _____

Date: _____

1. How is Margaret related to Amy?

- (A) She is her cousin.
- (B) She is her friend.
- (C) She is her mother.
- (D) She is her aunt.

2. Who slipped on the narrow bridge?

- (A) Amy.
- (B) Margaret.
- (C) Robert.
- (D) Rebecca.

3. Why did Robert and Margaret go along with the girls?

- (A) They wanted to walk them to school.
- (B) They wanted to go for a walk.
- (C) They wanted to buy some groceries.
- (D) They wanted to walk on the bridge.

One day, a baby elephant was happily dancing through the jungle, nodding his head and lifting up his trunk to trumpet loudly.

The loud sound woke up a monkey who was sleeping in a tree nearby. He was very angry. He scolded the elephant and asked him to keep quiet.

"You silly animal," he said. "Can't you keep quiet? I'm sleeping."

"Oh, sorry," said the little elephant and walked on. After sometime, the little elephant reached a river and saw some beautiful swans there. He gazed at the beautiful birds. The swans looked at him and began to laugh.

"Oh! Look at that big creature," they said. "What a long nose, his ears are like fans, and look at his skin, it's much too big for him. He looks like a big wrinkled bag with all those folds!" They laughed at him and swam away.

The little elephant was very sad. He tried to smooth out his skin with his trunk but it was no good. He thought, "Why am I so ugly? Let me hide so that no one can see me."

He tried to hide himself in a thick bush but he disturbed some nests. The birds flew above his head crying loudly and tried to peck him.

Name: _____

Date: _____



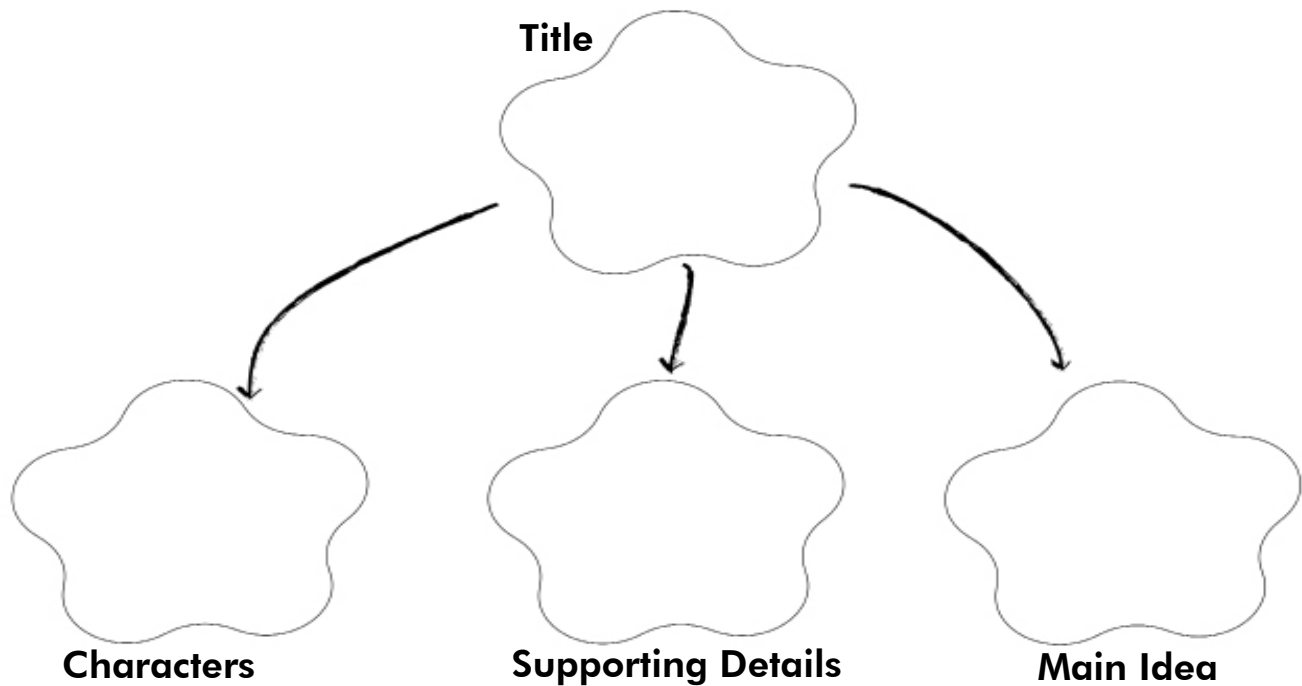
Suddenly, he saw a big bear coming towards him. It was growling and appeared to be very angry. The little elephant was very frightened, and he trumpeted loudly. Just as he trumpeted, he heard a loud crashing and stomping. A herd of wrinkled elephants came charging to the rescue.

Seeing the herd, the frightened bear ran away.

The little elephant joyfully ran to the big elephants, thanked them, and said, "I wish I could be like you. You're so mighty and strong," he continued.

"But you are," replied the elephants. "You're a perfect little elephant." The little elephant danced for joy; he trumpeted loudly and walked away happily with the other elephants following behind.

After reading the story, enter the details in the map below. This will help you to answer the questions with ease.



4. According to the story, why does an elephant's skin look 'wrinkly'?

- Ⓐ It is grey in color.
- Ⓑ It has too many folds.
- Ⓒ It is thick.
- Ⓓ It is hard.



Name: _____

Date: _____

Camels are bumpy,
Their backs are all lumpy,
Giraffes are long- legged and meek:
Bears are so growly,
Hyenas are howly,
Dolphins are slippery and sleek.

Kangaroos have a pocket,
But no way to lock it,
Their babies can look out and peep,
But monkeys are funny,
I wish I had money,
Enough to buy one and keep.

5. According to the poem, where is the camel's hump?

- Ⓐ on its stomach
- Ⓑ on its back
- Ⓒ underneath its stomach
- Ⓓ It has no hump.

6. According to the poem, which animal is long-legged?

- Ⓐ Hyena
- Ⓑ Camel
- Ⓒ Giraffe
- Ⓓ Elephant

7. Part A

What does the poem say about Dolphin?



7. Part B

What does the poem say causes dolphins to be slippery?

8. Read the Poem. Match each animal to its characteristic, put a tick mark against the characteristic for each animal.

Animals	Has Hump	Has Pocket	Slippery	Long legged
Kangaroo				
Camel				
Giraffe				
Dolphins				

Once upon a time, there was a wealthy woman that had very poor eyesight. She decided to call a doctor to ask if he could restore her eyesight. The doctor promised to cure her but told her that she had to pay him a huge fee. He also told her that throughout the treatment she had to keep her eyes closed. The woman agreed to both requirements.

The doctor began the treatment in the woman's home. Every day the doctor stole something from the lady's house. The treatment lasted a lengthy period of time. Finally, when he had emptied her house, the doctor told her that he had finished her treatment, and that her eyesight was restored.

The woman was very happy that the treatment was over, but she refused to pay the doctor. The doctor was very angry that she refused to pay his hefty fee. He told her that he was taking her to court. She just laughed at him.

When the judge asked the woman to explain why she didn't pay the doctor, the woman said, "Sir, before the operation, I was partially blind, but at least I could see the things in my home." She continued, "But now after the treatment, I am unable to see anything in my home. The woman solemnly told the judge, I must be totally blind because I can see nothing."

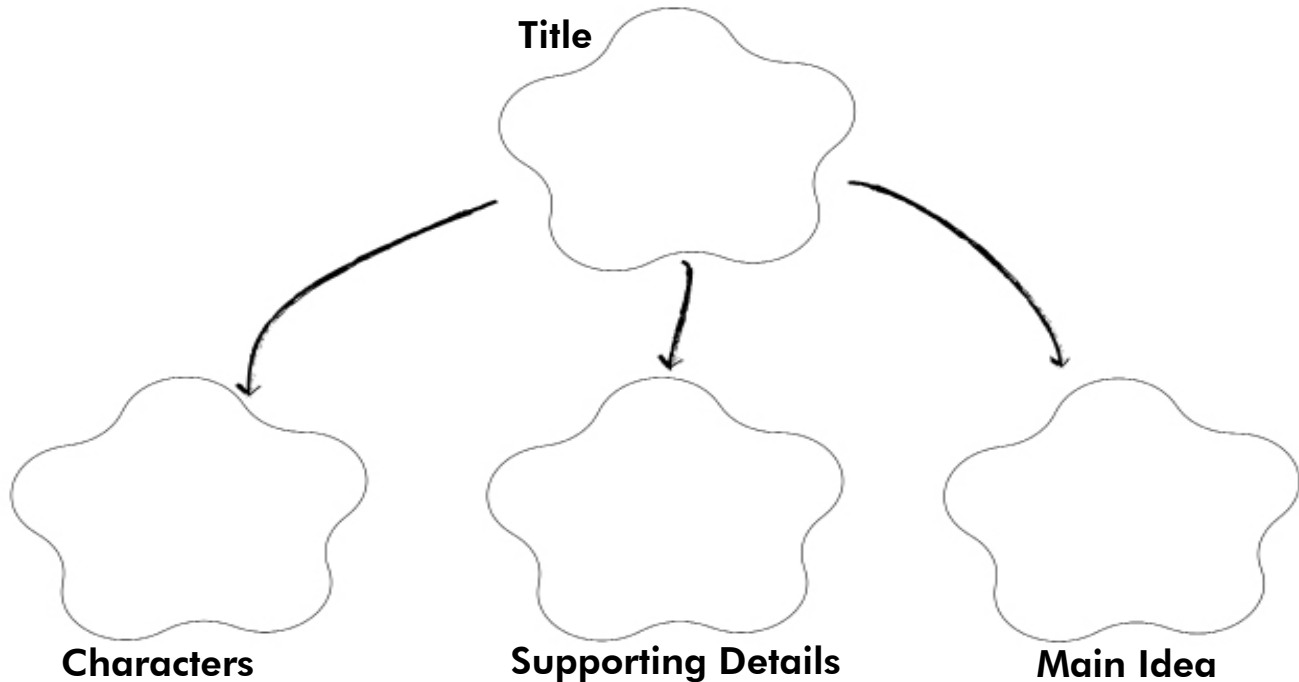
The judge looked at the doctor, who hung his head in shame. The doctor realized that the woman knew that he had stolen all her things. He felt ashamed and returned everything he had stolen. The doctor also said that the woman did not owe him a fee for the treatment.



Name: _____

Date: _____

After reading the story, enter the details in the map below. This will help you to answer the question with ease.



9. What was the old lady's eye sight like before her operation?

- (A) She was not able to see anything.
- (B) She could only see one thing.
- (C) She could see things but not very clearly.
- (D) She was totally blind.

Brandon lived with his mother at one end of the forest. His school was at the other end of the forest. Every day he had to go through the forest to get to school and the forest was very scary.

One day he told his mother that he felt very scared to cross that forest.

His mother said, "Don't be scared" "Your brother lives in the forest. Whenever you get scared, you can always call him. He won't answer you but he will see that no harm comes to you."

Brandon said, "Why didn't you tell me about my brother earlier? What is his name?"

Mother said, "His name is Courage. Whenever you get frightened, call his name, and he will silently follow you to school and see that you come back home safely."

Name: _____

Date: _____

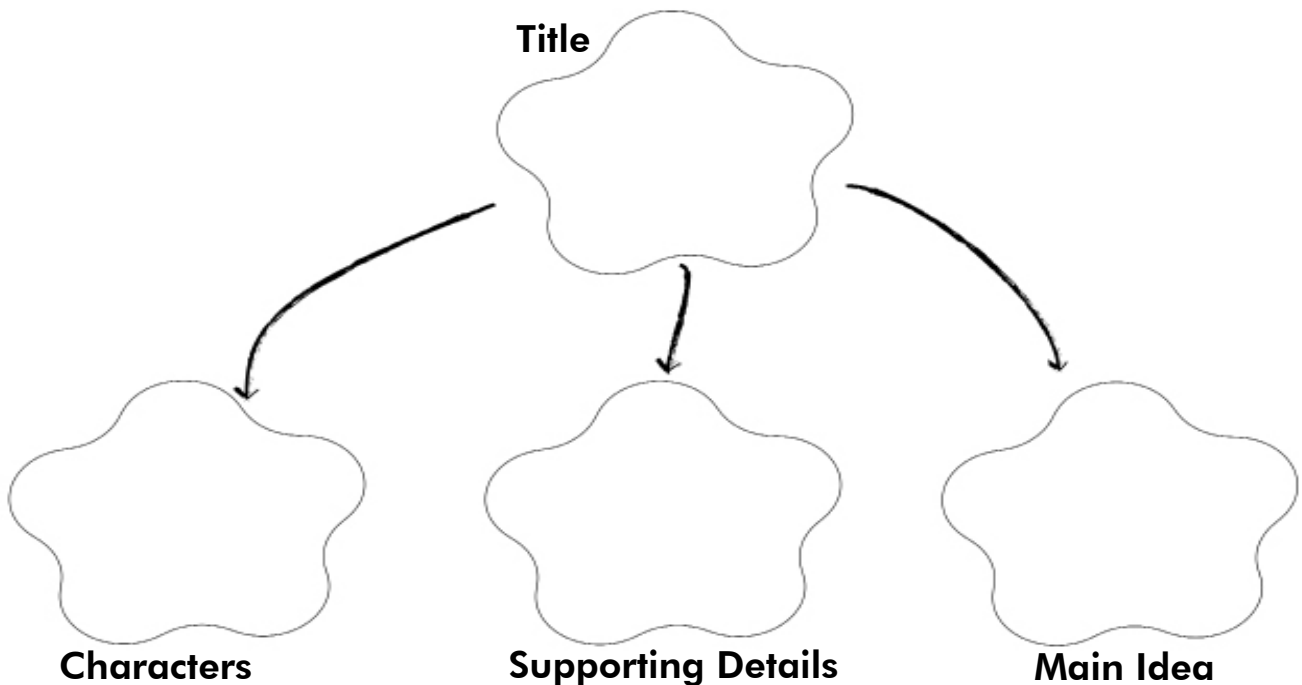


The next day Brandon was happy to get ready for school. He was not scared as he went through the forest on the way to school. That day, while coming home from school, he got scared when he heard the sounds of animals. Then he remembered his mother's words remembering him that his brother would protect him whenever he was frightened.

Brandon called out "Courage, Courage" with full confidence. Suddenly he began to feel better. He began to feel brave. He again called out, "Courage!, Courage!" He thought that his brother was silently following him, he began to sing softly and then loudly. He realized that he was not frightened after all. He crossed the forest confidently with courage.

The only traits we need to have to move ahead are confidence and courage in ourselves.

After reading the story, enter the details in the map below. This will help you to answer the question with ease.



10. What is the best title for this story?



Name: _____

Date: _____

Eight-year-old Tess heard her parents talking about her little brother Andrew. She realized something was wrong. Andrew was very sick, and they did not have enough money for his treatment. Tess heard her daddy say, "Only a miracle can save him now."

Tess went to her bedroom and retrieved a jar from its hiding place. There were a few coins in it. She counted them carefully. She then made her way to the drug store. The pharmacist was too busy to pay attention to her. "And what do you want?" he asked, annoyed at her persistence. "Can't you see that I am talking to my brother? He is here from Chicago."

Tess persisted, "My brother's really sick and I want to buy a miracle. His name is Andrew. He has something bad growing inside of his head and my daddy says only a miracle can save him now. So, how much does a miracle cost?" Tess rambled.

The pharmacist's brother, a well-dressed man, stooped down and asked the girl. "What kind of miracle does your brother need?"

"Don't know," replied Tess, eyes welling up with tears. "I just know Mommy says he needs an operation. But my daddy can't pay for it. So, I want to use my money."

The man from Chicago asked, "How much money do you have?"

"One dollar and eleven cents," said Tess.

"Well, what a coincidence," smiled the man.

"One dollar and eleven cents is the exact price of a miracle for your little brother." He took her money in one hand and grasped Tess's hand in the other. "Take me to where you live. I want to see your brother and meet your parents. Let's see if I have the kind of miracle you need."

The well-dressed man was Carlton Armstrong, a neurosurgeon. He operated on Andrew without charging any money. It wasn't long until Andrew was home and well again. "I wonder how much the surgery cost?" said Mother.

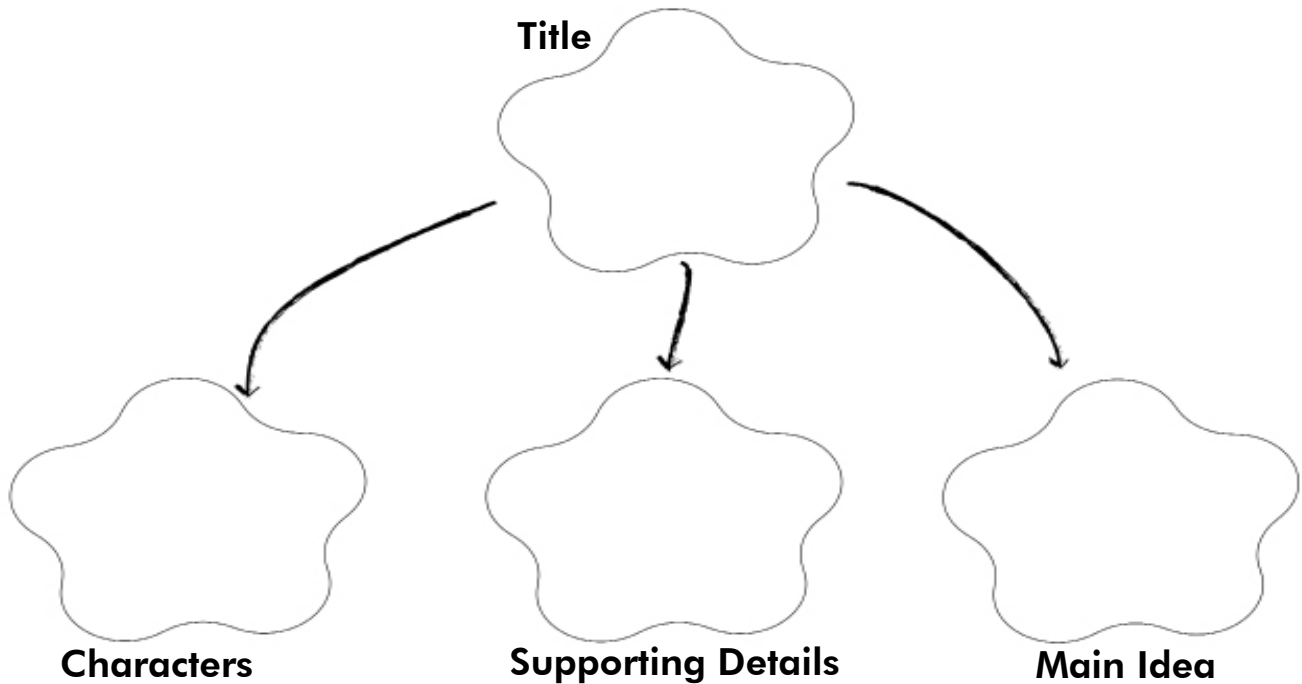
Tess smiled to herself. She knew exactly how much the miracle cost— one dollar and eleven cents.... plus the immense faith of a little child.

Name: _____

Date: _____



After reading the story, enter the details in the map below. This will help you to answer the question with ease.



11. Who saved Andrew in this story?

12. Why were Tess's parents worried? Circle the correct answer choice.

- (A) They did not know what was wrong with her brother.
- (B) Tess had little money in her piggybank.
- (C) Andrew was sick and they had no money for treatment.
- (D) Tess did not know the price of a miracle.



Name: _____

Date: _____

Answer Key and Detailed Explanations

Chapter 2: Reading: Literature



Lesson 1: The Question Session

Question No.	Answer	Detailed Explanations																									
1	C	Margaret is Amy's mother. The story's opening two lines, "Margaret was a simple lady who lived with her husband Robert. They had a daughter named Amy," explains the relationship between Margaret and Amy. Since Margaret is a lady and her daughter is Amy that makes Margaret her mother.																									
2	D	Rebecca is the one who slipped on the narrow bridge as she was crossing it. The beginning of paragraph 4 provides this answer for the reader.																									
3	C	Robert and Margaret went along with the girls because both destinations were across the river. The girls were going to school and Robert and Margaret were going to buy groceries.																									
4	B	The DE - The elephant's skin has too many folds. This is the reason it looks wrinkly. This answer is found in paragraph 5 when the swans describe the elephant's skin.																									
5	B	Line 2 of stanza 1 answers the question of where is the camel's hump. It is on the back.																									
6	C	Giraffe is the correct answer because line three of the first stanza describes the giraffe as long-legged.																									
7 Part A		The first paragraph of the poem tells us that the Dolphins are slippery and sleek. From this, we can understand that the Dolphins live underwater, and skin texture makes them slippery. The body shape is sleek and helps to move underwater with ease.																									
7 Part B		As stated in the poem dolphins are slippery and sleek. One can draw the conclusion that dolphins are slippery because of being in the water and the texture of their skin is smooth.																									
8		<table border="1"> <thead> <tr> <th>Animals</th> <th>Has Hump</th> <th>Has Pocket</th> <th>Slippery</th> <th>Long legged</th> </tr> </thead> <tbody> <tr> <td>Kangaroo</td> <td></td> <td>✓</td> <td></td> <td></td> </tr> <tr> <td>Camel</td> <td>✓</td> <td></td> <td></td> <td></td> </tr> <tr> <td>Giraffe</td> <td></td> <td></td> <td></td> <td>✓</td> </tr> <tr> <td>Dolphins</td> <td></td> <td></td> <td>✓</td> <td></td> </tr> </tbody> </table>	Animals	Has Hump	Has Pocket	Slippery	Long legged	Kangaroo		✓			Camel	✓				Giraffe				✓	Dolphins			✓	
Animals	Has Hump	Has Pocket	Slippery	Long legged																							
Kangaroo		✓																									
Camel	✓																										
Giraffe				✓																							
Dolphins			✓																								
9	C	Before the operation the lady could not see clearly. This is found in the second sentence of the selection.																									



Name: _____

Date: _____

Question No.	Answer	Detailed Explanations
10		<p>"Confidence and Courage" is the best title for this selection because it describes what the story is about. A young boy must find the confidence and courage to travel through a forest that scares him.</p> <p>This is a sample title given. Other relevant titles may be suitably graded by teacher / parent.</p>
11	The Neurosurgeon	The neurosurgeon is the character who saved Andrew's life. He performed the brain operation, free of charge, that was needed to save Andrew's life.
12	C	Tess' parents were worried because Andrew was sick and they did not have the money needed for his treatment. This answer is found in the opening paragraph of this selection.

Name: _____

Date: _____



Chapter 3 - Reading Informational Text

The objective of the Reading Informational Text standards is to ensure that the student is able to read and comprehend informational texts (history/social studies, science, and technical texts) related to Grade 3.

To help students master the necessary skills, information to help the student understand the concepts related to the standard is given. Along with this, we encourage the student to go through the resources available online on EdSearch to gain an in depth understanding of these concepts. The EdSearch page for each lesson can be accessed with the help of the URL or the QR code provided.

A small map is provided after each passage or text in which the student can enter the details as understood from the literary text. Doing this will help the student to refer to key points that help in answering the questions with ease.



Name: _____

Date: _____

Chapter 3

Lesson 1: Explicitly Comprehension

Let us understand the concept with an example.

Explicitly: definitely and clearly expressed.

The Water Cycle

The water cycle is a cycle. After it rains, you may see lots of water puddles on the ground. Then the sun comes out and the puddles disappear. Did you know the sun will then change the water on the ground into a gas called “water vapor”? This part of the water cycle is called evaporation (liquid changed to a gas). As the water vapor rises into the air, it sticks with pieces of dust. The air gets cooler and the vapor changes back into liquid (water). This is called condensation. The condensation collects and forms clouds. When there is too much water for the clouds to hold, precipitation falls back to earth as rain, snow, sleet or hail. This cycle continues again and again. Evaporation, condensation, and precipitation are the processes involved in the water cycle.

Here are some questions and answers you might write to show that you understand the text. Included in your answers are words and phrases that are explicitly (definitely and clearly expressed) in the text.

1. *When something is called a “cycle”, what does it mean?*

It means that there is more than one event taking place and these events will repeat themselves over and over again in the same order.

2. *What events make up the water cycle?*

Rain, puddles, sunshine, evaporation of puddles into water vapor, rising of water vapor into the air, clouds formed by water vapor sticking to dust, and rain, snow, sleet or hail falling from the clouds.

3. *What happens to rainwater in puddles during evaporation?*

The puddles disappear because the water in the puddles is heated by the sun until it becomes a gas called water vapor, which you cannot see.

4. *What is the last event in the water cycle and what causes it to occur?*

The last event in the water cycle is the return of water to earth as rain, snow, sleet or hail. It occurs when clouds collect more water from condensation than they can hold.

Name: _____

Date: _____



You can scan the QR code given below or use the URL to access additional EdSearch resources including videos and mobile apps related to *Explicitly Comprehension*.


Filters

About 51 results (0.258 seconds)

Category Filters

- Questions (31)
- Worksheet (6)
- Free Lessons (1)

QAR Lesson and Anchor Chart



Resource: Pins

The QAR (Question Answer Relationship) strategy from the research of Taffy Raphael is a strategy that easily aligns with the CCSS and teachers can



Explicitly Comprehension

URL	QR Code
http://www.lumoslearning.com/a/ri31	



Name: _____

Date: _____

The Blues

The Blues is a genre of music that can be directly traced to the “Deep South”. The Blues were influenced by a mixture of traditional African music and Southern spirituals. The bedrock of the Blues is set in the Mississippi Delta, where many of the most influential Blues musicians were born. Many of these musicians are self-taught artists. This genre of music has influenced other music genres such as Rock and Roll, Rap, and Country.

One of the most famous Mississippi Delta Blues artists was a man named Robert Johnson. His ability to play the guitar has spawned numerous stories of his ability to play the guitar so well. No matter what story you choose to believe, it is undeniable that Mr. Johnson inspired many future artists with his unique playing style. So the next time you hear your favorite song, ask yourself if you believe that the Blues had some influence on that song.

1. According to the passage where was Robert Johnson from?

- Ⓐ The passage does not state specifically where Robert Johnson was from.
- Ⓑ Robert Johnson was from Chicago.
- Ⓒ The passage states that Robert Johnson was from the Mississippi Delta.
- Ⓓ Robert Johnson was from Africa.

2. Where did the Blues begin?

- Ⓐ The Blues began in Africa.
- Ⓑ The passage states that the Blues began in the Deep South.
- Ⓒ The Blues began in Europe according to the passage.
- Ⓓ The Blues began in the Northern states of the U.S.

3. What type of music does the passage say that the Blues has influenced?

- Ⓐ The passage does not say that the blues have influenced any other type of music.
- Ⓑ The passage states that the Blues have influenced Rock and Roll, Rap, and Country.
- Ⓒ The passage says that the Blues have only influenced classical music.
- Ⓓ The passage says that the Blues have only influenced guitar players.



THE WATER CYCLE

The water cycle is a cycle that repeats itself over and over again. After it rains, you may see a lot of water puddles on the ground. Then the sun comes out and the puddles disappear. Did you know the sun will then change the water on the ground into a gas called “water vapor”? This part of the water cycle is called evaporation (liquid changed to a gas). As the water vapor rises into the air, it sticks with pieces of dust. The air gets cooler and the vapor changes back into liquid (water). This is called condensation. The condensation collects and forms clouds. When there is too much water for the clouds to hold, the cloud bursts and precipitation falls back to earth as rain, snow, sleet, or hail. This cycle continues again and again. Evaporation, condensation, and precipitation are the processes involved in the water cycle.

4. According to the passage what does evaporation mean?

- Ⓐ The air gets cooler and the vapor changes back to liquid.
- Ⓑ The liquid changes to a gas.
- Ⓒ The condensation collects and forms clouds.
- Ⓓ The gas changes to liquid.

Good manners can be seen at home, at school, on the playground, and at the dining table where we eat our meals. A well-mannered person is polite and gentle when he talks.

Everyone likes a person who is polite and well-mannered. Good manners are always liked by everyone and bring good rewards.

All that is right pleases everyone. Therefore, we should do what is right always. We should always remember to do what is right.

All that is wrong displeases everyone. Therefore, we should not do what is wrong. We will be rewarded for our good actions.

A boy or girl who constantly comes late for work cannot be depended upon. People do not give him or her any important work for they do not know whether he/she will come on time or not. A person who is always late loses friends.

All of us make mistakes. When we make a mistake, we do not like to be punished for it. We like to be forgiven. Therefore, we too should forgive the mistakes of others. Forgiveness is a great virtue.

It is easy to make a mistake, but it is not easy to forget that mistake. If we make some mistake, we should feel sorry for it. We should also apologize to the person whom we have hurt.

We should not cheat on an examination. Cheating always does more harm than good. We should not keep bad company.



Name: _____

Date: _____

5. What title best shows what this selection is MOSTLY about?

- Ⓐ Good Virtues
- Ⓑ Stealing
- Ⓒ Late Coming
- Ⓓ Examinations

6. Why does everyone like a person who is good-mannered?

- Ⓐ Because he answers rudely.
- Ⓑ Because he talks out of turn.
- Ⓒ Because he is polite and gentle.
- Ⓓ Because he shouts at everyone.

7. According to this selection, what pleases others?

- Ⓐ Doing what is right.
- Ⓑ Telling lies.
- Ⓒ Being stubborn.
- Ⓓ Talking ill of others.

8. Why is 'late coming' a bad habit?

- Ⓐ Because late comers will not do any work.
- Ⓑ Because it is good to come late.
- Ⓒ Because late comers cannot be depended upon.
- Ⓓ Because late comers go late.

9. According to the selection, do we like anyone to punish us for our mistakes? Why?

- Ⓐ No, we like to be forgiven.
- Ⓑ We like to get punished.
- Ⓒ We never get punished.
- Ⓓ We do not like to be forgiven.

Name: _____

Date: _____



Pearl reached in her pocket for the coins, but she could not feel them. Desperately, she pulled everything out of her pocket. She found a chocolate wrapper, a bus pass, her student ID card, lipstick, mascara, and her cell phone. There were no coins!

10. Which items in Pearl's pocket shows the reader she is a teenager, not a young child?

- (A) The makeup
- (B) The bus pass
- (C) The student ID
- (D) All of the above

States in the US

Look at the map. Then read the list of states in ABC order. Note that the states of Hawaii and Alaska are not shown in the correct location. The reason for this is simple. Alaska is located on the end of Canada far above Washington to the left. One side of Alaska is located on the Pacific Ocean. It is not connected to the rest of the US. The state of Hawaii is a group of islands located in the Pacific Ocean and again is not adjoined to the US. Thus it, too, would not fit correctly on this map. The Pacific Ocean is on the left of the map in blue, the Gulf of Mexico is on the bottom in blue and flows into the Atlantic Ocean on the right in blue.

Carefully review all that you read, and see before answering the questions below.





Name: _____

Date: _____

The Fifty States in ABC Order:

Alabama, Alaska, Arizona, Arkansas, California,
Colorado, Connecticut
Delaware, Florida, Georgia, Hawaii, Idaho, Illinois,
Indiana
Iowa, Kansas, Kentucky, Louisiana, Maine,
Maryland, Massachusetts, Michigan.
Minnesota, Mississippi, Missouri, Montana,
Nebraska, Nevada,
New Hampshire, New Jersey, New Mexico, New York,
North Carolina, North Dakota, Ohio,
Oklahoma, Oregon, Pennsylvania, Rhode Island,
South Carolina,
South Dakota, Tennessee, Texas,
Utah, Vermont, Virginia, Washington, West Virginia,
Wisconsin, Wyoming.

After reviewing the facts given, the map and the list of states in ABC order, answer the questions.

11. Where is Hawaii located?

12. Where is Alaska located?

13. How many states begin with the letter T?

14. Which letters in the alphabet are not used for state names? List them.

Name: _____

Date: _____



Playing Video Games

Scotty loves to play video games! I mean he plays every chance he gets. He even plays when he should be doing his homework, chores or going to bed! It has gotten so bad that his parents are considering a punishment to teach him a lesson.

Scotty doesn't understand why they are upset with him and is trying to figure out what he can do so that he doesn't get his video game machine taken away. He has asked his friends for their ideas on the subject, too. He even asked his counselor at school. Scotty has been seeing her since his grades started dropping. The counselor told him it is very simple, give up the game playing on his own and get back to doing homework, chores, and going to bed on time.

To Scotty, the ideas his counselor told him are good, but he is very reluctant to do it. So one of his friends, Hailey, has offered to help. She is going to make him a chart of time spent on playing games compared to time spent on his responsibilities. He agrees to give it a try.

15. Who should Scotty share his chart with? Circle the correct answer choice.

- Ⓐ His counselor
- Ⓑ His parents
- Ⓒ His friend, Hailey
- Ⓓ All of the above



Name: _____

Date: _____

Answer Key and Detailed Explanations

Chapter 3: Reading: Informational Text

Name: _____

Date: _____



Lesson 1: Explicitly Comprehension

Question No.	Answer	Detailed Explanations
1	C	The passage explicitly states that Robert Johnson was a Blues Musician from the Mississippi Delta. The passage does not mention Chicago or that Robert Johnson was from Africa. The 2nd paragraph is all about Robert Johnson
2	B	The passage tells the reader that the Blues began in the Deep South. It mentions an African influence. It does not state that the origin of the Blues was Africa. The passage does not mention Europe or the Northern states of the U.S.
3	B	The passage explicitly describes that the Blues have influenced many types of music, especially Rock and Roll, Rap, and Country.
4	B	The passage states, "evaporation (liquid changes to a gas)"
5	A	Good Virtues is the best title given because it summarizes what the passage is talking about. The other choices, examination, stealing, and late coming are examples that support the main idea of how good virtues are rewarded and bad things cause negative reactions.
6	C	According to the first paragraph of the text, everyone likes a well mannered person because he is polite and gentle.
7	A	Doing what is right is what pleases others according to this selection. "All that is right pleases everyone. Therefore, we should do what is right always."
8	C	Late coming is a bad habit because people who are late can not be depended on. The text uses this example in the paragraph about "late coming."
9	A	According to this selection we do not like to be punished for our mistakes. Instead we like to be forgiven. This is found in paragraph 7 of the selection.
10	D	Pearl is a teenager. Since she is carrying the makeup, bus pass, and student ID card, she is neither a very young child nor an adult.
11		In the Pacific Ocean, This fact is found in the first paragraph.
12		In the Pacific Ocean, This fact is found in the first paragraph.
13	2	Answer is 2, Detail noted in list of states in ABC order. Tennessee and Texas are the two states.
14	B, E, J, Q, X, Y, Z	B, E, J, Q, X, Y, Z. These letters are not used as the first letters of states' names.
15	D	He should share with parents, counselor and friend since they were all concerned and wanted him to do better.



Name: _____

Date: _____

Chapter 4 - Language

The objective of the Language standards is to ensure that the student is able to accurately use grade appropriate general academic and domain specific words and phrases related to Grade 3.

To help students to master the necessary skills, we encourage the student to go through the resources available online on EdSearch to gain an in depth understanding of these concepts. The EdSearch page for each lesson can be accessed with the help of the URL or the QR code provided.

Name: _____

Date: _____



Chapter 4

Lesson 1: People, Places and Things

You can scan the QR code given below or use the URL to access additional EdSearch resources including videos and mobile apps related to *People, Places and Things*.

Filters


About 275 results (0.189 seconds)

Category Filters

- Questions (225)
- Worksheet (12)
- Free Lessons (1)
- Videos (4)
- Apps (9)
- Books (1)

What form of the underlined verb agrees with the subject in this sentence?

The team and every player _____ happy.



Resource: Question **Lesson:** Make It Make Sense
Category: Multiple Choice - Single
Answer:
Standard(s): I.3.1

 **People, Places and Things**

URL	QR Code
http://www.lumoslearning.com/a/l31	



Name: _____

Date: _____

1. What is the plural form of the word baby?

- Ⓐ babys
- Ⓑ babies
- Ⓒ babes
- Ⓓ babeys

2. What is the plural of day?

- Ⓐ days
- Ⓑ daies
- Ⓒ daes
- Ⓓ day

3. What is the plural form of butterfly?

4. How do you make tomato plural?

- Ⓐ tomato
- Ⓑ tomatoes
- Ⓒ tomatos
- Ⓓ tomati

5. Which word in this sentence is NOT a noun? Circle the correct answer choice.

Jose played soccer all day.

- Ⓐ Jose
- Ⓑ played
- Ⓒ soccer
- Ⓓ day

6. Which word from the sentence is NOT a noun?

Most of the time older dogs are the best pets for families with children to have.

- Ⓐ older
- Ⓑ dogs
- Ⓒ families
- Ⓓ children

**7. Choose the possessive noun that BEST completes the following sentence.**

Taking _____ pencil was not a nice thing to do.

- Ⓐ boy's
- Ⓑ boys
- Ⓒ Saads
- Ⓓ Saad's

8. Choose the noun that best completes the following sentence.

Her baby _____ are starting to fall out.

- Ⓐ teeth
- Ⓑ tooth
- Ⓒ teeths
- Ⓓ toothes

9. Choose the proper noun in the following sentence.

Dr. Martinez said that she would help me get an appointment for later next week.

- Ⓐ week
- Ⓑ Dr. Martinez
- Ⓒ said
- Ⓓ appointment

10. Choose the noun that BEST completes the following sentence.

The _____ are going to be late for practice again.

- Ⓐ girl
- Ⓑ girls
- Ⓒ female
- Ⓓ Yanire

11. All of the children were happy when their grandmother and aunt came to visit last Sunday.

Which of the words from this sentence is NOT a noun? Circle the correct answer choice.

- Ⓐ children
- Ⓑ happy
- Ⓒ aunt
- Ⓓ Sunday



Name: _____

Date: _____

Answer Key and Detailed Explanations

Chapter 4: Language



Lesson 1: People, Places and Things

Question No.	Answer	Detailed Explanations
1	B	If you chose B, you picked the right answer. If a word ends in a consonant followed by a y, change the y to "i" and add "-es."
2	A	If you chose A, you picked the correct spelling. If the word ends in a vowel followed by a y, do not change the y to "i". Just add "-s."
3	Butterflies	Remember to change the y to "i," and add "-es," if the letter before the y is a consonant, not a vowel.
4	B	If you selected B, you got the answer. Like "heroes," "potatoes," and "zeroes," the plural of "tomatoes" is formed by adding "-es."
5	B	Since "played" shows action, it is not a noun. A noun names a person, place, thing, or idea. It DOES NOT show action.
6	A	"Older" is not a person, place, thing, or idea. In this sentence, it is describing a noun. This makes it an adjective.
7	D	There is only one pencil, so it can only belong to one person. "Boy's" is a singular possessive noun, but it does not fit the sentence without using "the" in front of it. "Saads" does not contain an apostrophe to show ownership or possessiveness. "Boys" is plural, but there are not multiple pencils. "Saad's" is the correct answer.
8	A	Given the verb "are", it is not going to be "tooth". "Tooths" and "teeths" are not real words. The correct plural noun for this sentence is teeth.
9	B	A proper noun name a specific person place, thing, or idea. It also requires capitalization, even if it is NOT at the beginning of the sentence. Dr. Martinez is the proper noun.
10	B	Given the use of the word "are" as a verb in the sentence, the noun needs to be plural. The other choices are singular. Girls is the correct plural noun to complete this sentence.
11	B	Happy is not a person, place, thing, or idea. It is describing a noun. This makes it an adjective.

Progress Chart

Standard	Lesson	Page No.	Practice		Mastered	Re-practice /Reteach
			Date	Score		
CCSS						
RL.3.1	The Question Session	11				
RL.3.2	Tell Me Again	22				
RL.3.2	Caring Characters & Life Lessons	39				
RL.3.3	Calling All Characters	48				
RL.3.3	A Chain of Events	63				
RL.3.4	Figurative Language Expressions	79				
RL.3.5	Parts of a Whole	88				
RL.3.6	Who's Talking Now?	104				
RL.3.7	I Can See It Now	118				
RL.3.9	Alike and Different	127				
RL.3.9	Setting the Scene	139				
RI.3.1	Explicitly Comprehension	169				
RI.3.2	The Main Idea Arena	177				
RI.3.3	Cause and Effect	189				
RI.3.4	Educational Expressions	197				
RI.3.5	Special Text Parts	205				
RI.3.6	What Did You Already Know?	212				
RI.3.7	Informational Illustrations	221				
RI.3.8	Connect the Dots	228				
RI.3.9	Compare and Contrast Important Points and Key Details	236				

Standard	Lesson	Page No.	Practice		Mastered	Re-practice /Reteach
			Date	Score		
CCSS						
L.3.1.A	People, Places, and Things	259				
L.3.1.A	Replace Those Nouns	262				
L.3.1.B	Regular & Irregular Plural Nouns	266				
L.3.1.C	Awesome Abstract Nouns	269				
L.3.1.D	Show Me the Action	273				
L.3.1.E	Simply Simple Verb Tenses	277				
L.3.1.F	Make It Make Sense	281				
L.3.1.G	Tell Me More	284				
L.3.1.H	Subordinating and Coordinating Conjunctions	288				
L.3.1.I	Mix Up Those Sentences	292				
L.3.2.A	Capitalization Dedication	296				
L.3.2.B	Punctuation Education	299				
L.3.2.C	The Comma and Quotation Dilemma	302				
L.3.2.D	Impressive Possessives	306				
L.3.2.E	Compelling Spelling	310				
L.3.2.F	Syllable Patterns	313				
L.3.2.G	What's Your Reference Preference	317				
L.3.3.A	Connect the Word for Effect	322				
L.3.3.B	Differences in Spoken and Written Language	327				
L.3.4	Same Name, Different Game	330				
L.3.4.A	Context Clue Crew	334				
L.3.4.B	The Root & Affix Institute	338				
L.3.4.D	Referring to References	342				
L.3.5.A	Making Words Work	348				
L.3.5.B	Shades of Word Meanings	351				
L.3.5.C	Connecting Related Words	355				
L.3.6	Vocabulary Acquisition	358				



For More Information

888-309-8227

support@lumoslearning.com

WWW.LUMOSLEARNING.COM

GET QUOTE