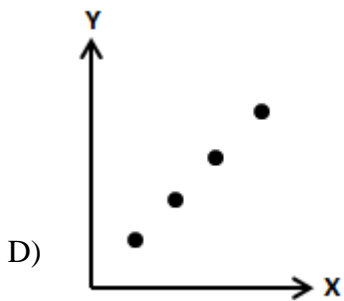
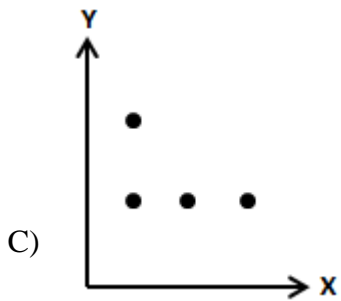
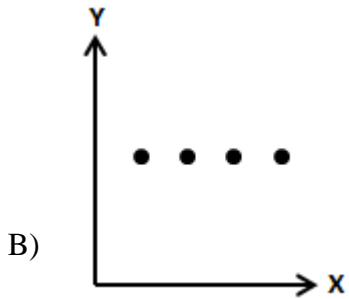
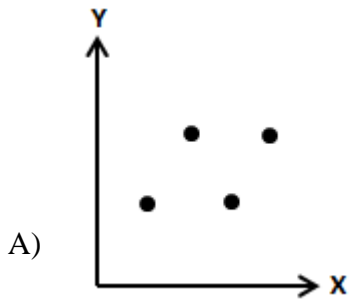


Pythagorean Worksheet

Course: Lumos StepUp - PARCC Online Practice And Assessments - Grade 6 Mathematics

Text



Standard: 6.SP.B.4  
Domain: Statistics & Probability

Theme: Summarize and describe distributions

Description: Display numerical data in plots on a number line, including dot plots, histograms, and box plots.



## Pythagorean Worksheet

Course: Lumos StepUp - PARCC Online Practice And Assessments - Grade 6 Mathematics

### Text

- A) 3 students
- B) 20 students
- C) 23 students
- D) 25 students

Standard: 6.SP.B.4

Domain: Statistics & Probability

Theme: Summarize and describe distributions

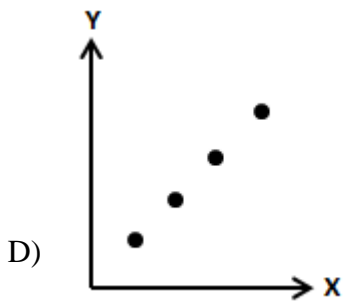
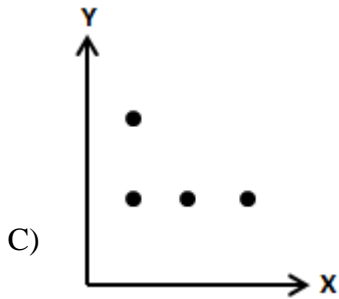
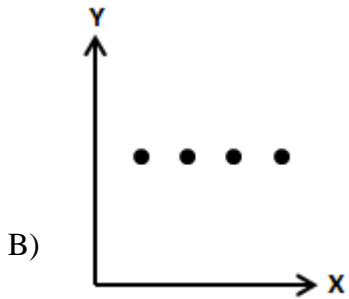
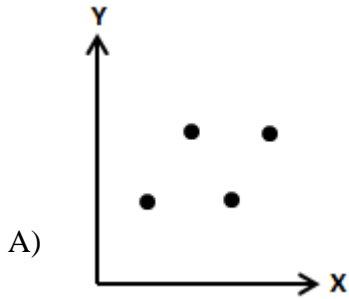
Description: Display numerical data in plots on a number line, including dot plots, histograms, and box plots.



Pythagorean Worksheet

Course: Lumos StepUp - PARCC Online Practice And Assessments - Grade 6 Mathematics

Text



Standard: 6.SP.B.4  
Domain: Statistics & Probability



Theme: Summarize and describe distributions

Description: Display numerical data in plots on a number line, including dot plots, histograms, and box plots.



